


Select TX Gen 2

LED Channel Letter

The second generation of the Select TX family offers a solution for your everyday channel letter needs. Select TX features constant current technology, which ensures consistent module brightness, from the first module on the string to the last. Now available in four different sizes and three different colors.



Technical Specifications

SKU	93083206	93083207	93083208	93083209
Description	GESEV65-2	GESES65-2	GESEM65-2	GESEL65-2
	Very Small	Small	Medium	Large
Color Temperature (Wavelength)	6500K	6500K	6500K	6500K
Typical Brightness (lm/module)	40	80	120	160
Typical Brightness lm/ft. (lm/m.)	100 (328.1)	136 (446.2)	180 (590.6)	240 (787.4)
LEDs/Module	1	2	3	4
Modules/Foot	2.5	1.7	1.5	1.5
Power Supply Loading - 60W	48 ft (14.6m) (120 modules)	35 ft (10.8 m) (60 modules)	27 ft (8.1 m) (40 modules)	20 ft (6.1 m) (30 modules)
Viewing Angle	165	165	165	165
Strip Energy Consumption (W/module)	0.40	0.80	1.20	1.60
System Energy Consumption (W/module)	0.47	0.94	1.41	1.88
Efficacy (Lumen/Watt)	100	100	100	100
Dimensions (h x l x w) inches- module	1.04 x 0.69 x 0.34	1.91 x 0.69 x 0.34	2.78 x 0.69 x 0.34	3.65 x 0.69 x 0.34
Dimensions (h x l x w) mm- module	26.6 X 17.6 X 8.7	48.6 X 17.6 X 8.7	70.6 X 17.6 X 8.7	92.6 X 17.6 X 8.7
Quantity per package (ft./box) (Strips/box)	600 ft (182.88 m) (12 strips, 2 strips/bag)	600 ft (182.88 m) (12 strips, 2 strips/bag)	600 ft (182.88 m) (12 strips, 1 strip/bag)	600 ft (182.88 m) (12 strips, 1 strip/bag)
Modules/Strip	125	85	75	75

SKU	93083210	93083212	93083211
Description	GESEMRD-2	GESEMBL-2	GESEMGL-2
	Medium Red	Medium Blue	Medium Green
Color Temperature (Wavelength)	625nm	460nm	520nm
Typical Brightness (lm/module)	15.6	12.0	41.0
Typical Brightness lm/ft. (lm/m)	23.4 (77.1)	18.0 (59.1)	61.5 (203.4)
LEDs/Module	3	3	3
Modules/Foot	1.5	1.5	1.5
Power Supply Loading - 60W	67 ft (20 m) (100 modules)	40 ft (12 m) (60 modules)	53 ft (16 m) (80 modules)
Viewing Angle	165	165	165
Strip Energy Consumption (W/module)	0.52	0.87	0.67
System Energy Consumption (W/module)	0.61	0.92	0.80
Efficacy (Lumen/Watt)	100	100	100
Dimensions (h x l x w) inches- module	2.78 x 0.69 x 0.34	2.78 x 0.69 x 0.34	2.78 x 0.69 x 0.34
Dimensions (h x l x w) mm- module	70.6 X 17.6 X 8.7	70.6 X 17.6 X 8.7	70.6 X 17.6 X 8.7
Quantity per package (Strips/box)	600 ft (182.88 m) (12 strips, 1 strip/bag)	600 ft (182.88 m) (12 strips, 1 strip/bag)	600 ft (182.88 m) (12 strips, 1 strip/bag)
Modules/Strip	75	75	75

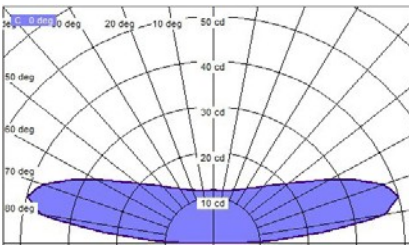
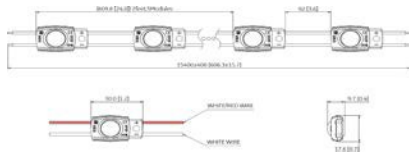
Specification Item	Specification			
Cutting Resolution	Cut on wire between every module			
Power Supply Voltage	12 VDC.			
Power Supply part number	93090288 (GEPS12SE-60U-NA) Input: 120-277VAC; Output: 12VDC GEPS12-60U-GL Input: 108-305VAC; Output: 12VDC			
Maximum Supply Wire Limits	18 AWG/0.82 mm ²	16 AWG/1.31 mm ²	14 AWG/2.08 mm ²	12 AWG/3.31 mm ²
	Supply Wire	Supply Wire	Supply Wire	Supply Wire
	60W Power Supply	20 ft./6.1 m	25 ft./7.6 m	35 ft./10.6 m
Operating Environment	-40 °C to +60 °C			
Warranty	GE offers a limited system warranty of up to five (5) years *			
System Certifications	UL Recognized #E219167, UL Classified #E229508, CSA Approved #216319, RCM, Class III, China Rohs II IP66. Suitable for dry and damp location.			

* see Terms and Conditions

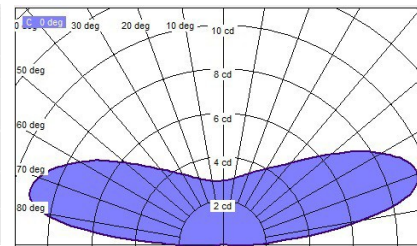
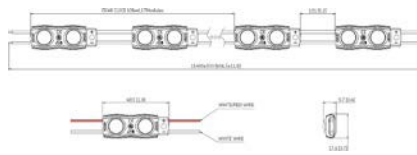
Mechanical Outline Viewing Angle

Dimensions in (inches). Metric equivalent mm.

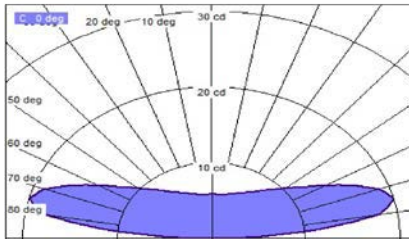
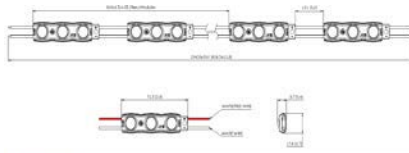
GESEV65-2



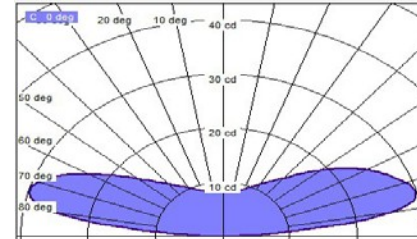
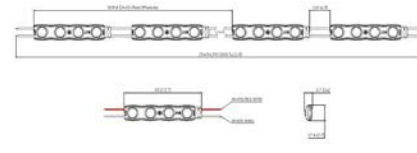
GESES65-2



GESEM65-2



GESEL65-2



Layout Guidelines

Letter Size	Can Depth	Coverage
GESEV65-2		
Small	2-3" (51-76mm)	4-7" (102-178mm)
	3-4" (76-102mm)	6-10" (152-254mm)
Medium	4-5" (102-127mm)	9-13" (229-330mm)
GESES65-2		
Small	3-4" (76-102mm)	6-10" (152-254mm)
Medium	4-5" (102-127mm)	9-13" (229-330mm)
	5-6" (127-152mm)	12-16" (305-406mm)
GESEM65-2, GESEMRD-2, GESEMBL-2		
Medium	4-5" (102-127mm)	9-13" (229-330mm)
	5-6" (127-152mm)	12-16" (305-406mm)
Large	≥6" (152mm)	15-19" (381-483mm)
GESEL65-2		
Medium	4-5" (102-127mm)	9-13" (229-330mm)
	5-6" (127-152mm)	12-16" (305-406mm)
Large	≥6" (152mm)	15-22" (381-559mm)

For further layout guidance visit our online estimator here:

Tetra Signage Design Tool

You may also visit our website at:
products.currentbyge.com/sign-lighting
 and look for the "Tetra Signage Design Tool" button